

For professional clients only. Not to be distributed to retail clients. This is a marketing communication. Please refer to the prospectus of the fund and to the key investor information document before making any final investment decisions.



Clean water technologies

Overcoming the challenge of a drier world



[Foreword](#)[Executive summary](#)[A drier world](#)[Water tech making a splash](#)[Tapping the opportunity](#)

Foreword

Turning the tide on water scarcity

Around half of the world's population currently experiences severe water scarcity for at least part of the year, according to the Intergovernmental Panel on Climate Change. The UN estimates around two billion people currently don't have access to safe drinking water.

Pressure on the planet's supply of clean water, exacerbated by a growing population and rising industry use, is drawing increasing public and political focus. Along with hundreds of pledges and commitments, governments are driving investment in clean water. The European Investment Bank commits €3bn to water infrastructure investment annually, and the US Bipartisan Infrastructure Law has launched a €50bn water infrastructure plan.

Alongside the government push, solutions are coming from the private sector, which is trying to turn the tide with innovative technologies that aim to increase usable water supply, improve water quality and increase consumption efficiency.

In this paper, we explore the technologies that are providing clean water solutions, from desalination systems to infrastructure equipment and leak management.

Clean water is precious and scarce, but efforts to conserve it are creating potential growth opportunities across the entire value chain.

Source: (SDG Report 2022), [https://www.un.org/en/climatechange/science/climate-issues/water#~:text=About%20two%20billion%20people%20worldwide.and%20population%20growth%20\(WMO\),22 Mar 2023, European Investment Bank news. <https://www.eib.org/en/press/news/maximising-scarce-resources-eib-updates-its-water-sector-policy>](https://www.un.org/en/climatechange/science/climate-issues/water#~:text=About%20two%20billion%20people%20worldwide.and%20population%20growth%20(WMO),22%20Mar%202023,Euro)

Key risks

Assumptions, opinions and estimates are provided for illustrative purposes only. There is no guarantee that any forecasts made will come to pass.

Contents

- 1 Foreword
- 3 Executive summary
- 4 A drier world
- 9 Water tech makes a splash
- 17 Tapping the opportunity



This is an interactive PDF

Please use the contents list and the buttons at the side to navigate your way through the document.

Foreword

Executive
summary

A drier world


Water tech
making a splashTapping the
opportunity

Executive summary

Water scarcity is an urgent problem, and it's getting worse

26% of the global population do not have safe drinking water and 46%¹ lack access to safely managed sanitation.

Demand for water is projected to rise by up to 30%² by 2050, but water supply, quantity and quality are increasingly challenged.




Technology offers a range of potential solutions

In the near term, digitisation and smart water management are allowing water providers to operate more efficiently.

In the midterm, technologies promise to increase the proportion of used water that is recycled.

Long term, technologies could transform today's unusable water resources into affordable fresh water.



Potential growth opportunities are emerging

From individuals to households, from industrial companies to national organisations, a wide range of entities are investing in and contributing to water technology transformation.

The global water and wastewater treatment technologies market is expected to reach \$515.8 billion by 2028 at a CAGR of 11.2% from 2023 to 2028.³



¹ [UN World Water Development Report 2023](#), 2023

² [Unesco Partnerships and Cooperation for Water](#), 2023

³ Business Wire: [Global Water and Wastewater Treatment Technologies Market Report 2023](#), 2023 CAGR = Compound annual growth rate

Key risks

Assumptions, opinions and estimates are provided for illustrative purposes only. There is no guarantee that any forecasts made will come to pass.

Foreword

Executive
summary

A drier world

Water tech
making a splash

Tapping the
opportunity

A drier world



Foreword

Executive
summary

A drier world

Water tech
making a splashTapping the
opportunity

Water scarcity is intensifying, with demand expected to outstrip supply by 40% by 2030⁴

By 2050, the global urban population facing water scarcity is projected to more than double from 930 million people (a third of the urban population) in 2016 to up to 2.4 billion (nearly half the urban population).

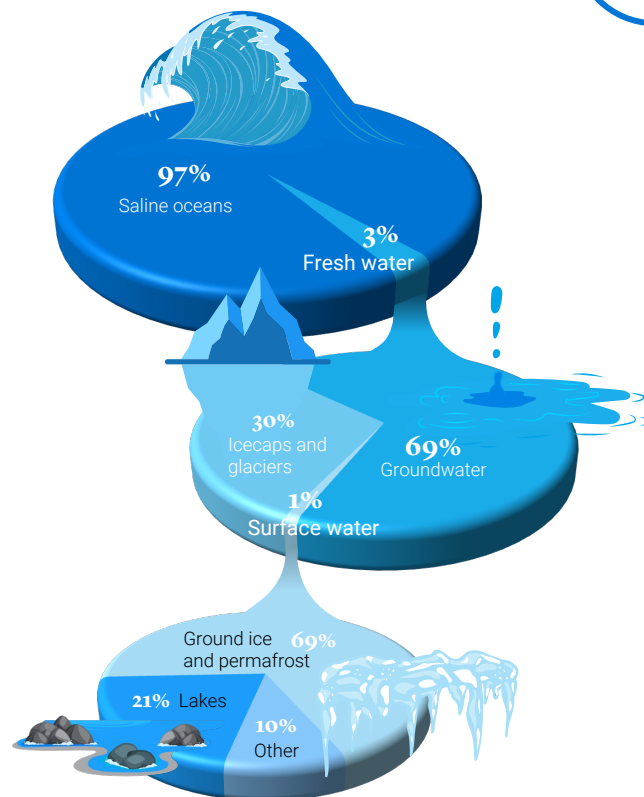
Overall, global water demand is estimated to increase by 30% by 2050. Municipalities, industries and agriculture are three major water-use sectors that will shape future demand.

Despite water covering 70% of our planet, only 3% of this is fresh water, which is needed for people, animals and crops. Two-thirds of that scarce fresh water is locked up in glaciers or otherwise unavailable for use.⁵

Compounding the problem, much of our accessible fresh water has become polluted. Climate change is also accelerating the frequency of extreme weather events.

Together, these factors have put intense pressure on our fresh water resources.⁶

Where is the world's water?



Did you know?

Water scarcity and climate change are inextricably linked

Limiting global warming to 1.5°C compared to 2°C would approximately halve the proportion of the world population expected to suffer water scarcity⁷(IPCC).

Clean energy uses less water⁸

Almost 20 trillion litres of water consumption could be saved in the energy sector by 2030 under the IEA's Net Zero Emissions by 2050 Scenario, with nearly 15% of coal-fired power generation replaced by solar and wind.

⁴ The Guardian: [Global fresh water demand will outstrip supply by 40% by 2030, say experts](#), 2023 ⁵ WWF: [Water Scarcity](#), 2024

⁶ PhysOrg: [Is the world running out of water?](#), 2023 ⁷ UN: [Water – at the center of the climate crisis](#), 2024 ⁸ IEA: [Energy and Water – Exploring the interdependence of two critical resources](#), 2024

Key risks

Assumptions, opinions and estimates are provided for illustrative purposes only. There is no guarantee that any forecasts made will come to pass.

Foreword


Executive
summary

A drier world

Water tech
making a splash

Tapping the
opportunity

Water tech makes a splash



Foreword

Executive
summary

A drier world

Water tech
making a splashTapping the
opportunity

Desalination holds the potential to alleviate water scarcity

Advanced desalination techniques, rainwater harvesting, water reuse systems, smart water management tools and leak detection devices could increase the water supply, reduce water waste and improve efficiency.

Progress is being made, but continued investment and implementation will be critical to turning the tide. This primer will focus on technologies that are either quickly emerging, rapidly developing, or are already broadly established.

Increase usable water supply: desalination is a fast emerging opportunity

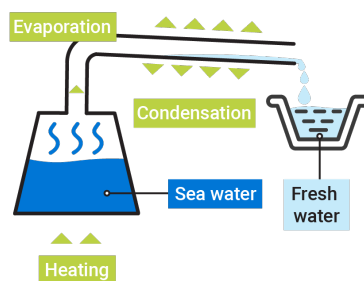
Given that only 3% of water on earth is fresh, turning abundant saltwater into usable fresh water is an obvious way of addressing water scarcity. Desalination is becoming more attractive as it becomes more cost-competitive, technology scales up and fresh water supply dwindles. Desalination processes can be mechanical (mechanical vapour compression and reverse osmosis), thermal (i.e. simple stills, multi-effect distillation, multi-stage flash evaporation, thermal vapour compression), or electrical (electrodialysis).

Reverse Osmosis (RO), a mechanical process that uses pressure, is the most used process and consumes less energy than the rest, as it is based on the use of semipermeable membranes that allow water molecules (smaller) to pass, but not salt molecules (bigger). Feed water is pumped at high pressure and forced across the membrane. Recycled water is collected, while concentrate (rejected water) flows separately.

Thermal process

Thermal processes include distillation, an energy-intensive process in which water is boiled in a still that collects and condenses steam used for fresh water. Solar distillation uses evaporation of water in large facilities requiring a lot of space.

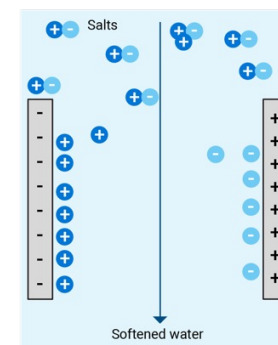
Multi-stage flash desalination (MSF) is heavily used in the Middle East and involves seawater being heated and condensed in multiple stages.



Electrical process

An electrical method is electrodialysis, which consists of moving water through electrically charged membranes that trap the salt ions dissolved in the water and separate them from fresh water.

Electrodialysis can end up being more energy efficient than RO with low salt concentrations, because the higher the concentration, the higher the energy consumption. Electrodialysis is also preferred with very high concentrations that RO cannot separate.



Key risks

Assumptions, opinions and estimates are provided for illustrative purposes only. There is no guarantee that any forecasts made will come to pass.

Foreword

Executive
summary

A drier world

Water tech
making a splashTapping the
opportunity

Desalination components: take a deep dive

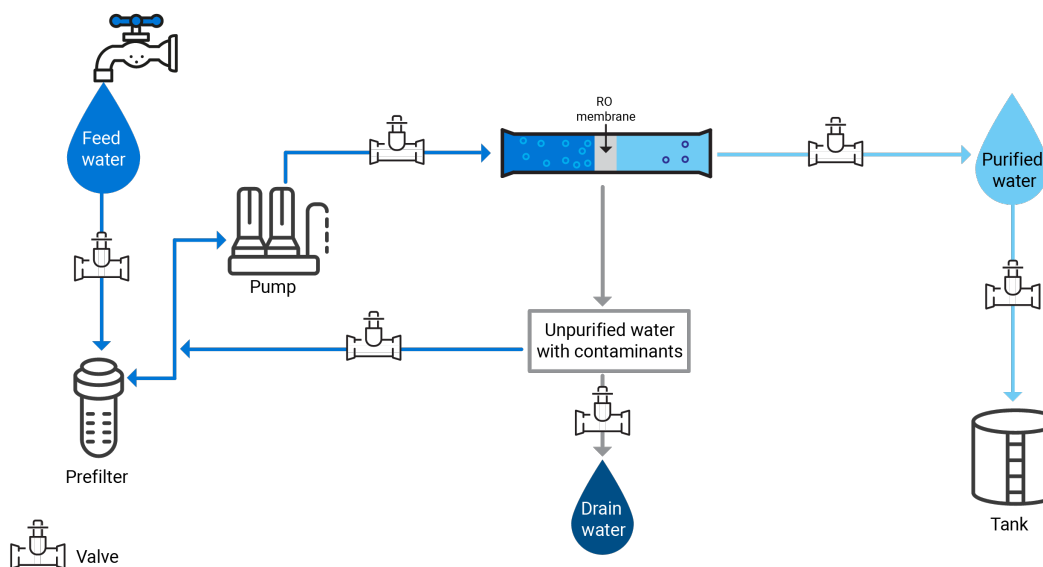
Processes such as RO require pipes and valves. There are many types of valves, but their common objective is to monitor pressure and control the flow of water. Some valves are electromagnetic (solenoid valves), others are controlled by a manual or electrical level (ball and butterfly valves), and some are automatic, based on flow pressure. Valves are essential for plant efficiency and reliability.⁹

In a desalination system, initially a feedwater valve controls the inflow of feed water. As water gets pumped towards the RO membrane, a valve monitors pressure, and from the RO membrane a check valve helps water flow through to prevent backflow. At this point, four valves direct water into four different routes. First, a sample valve lets a small quantity of purified water flow into a sample to be tested; secondly, a distribution valve lets the excess purified water flow into tanks; then a reject drain valve recirculates water into the system and finally a recirculated reject valve drains unpurified water. A float valve prevents the tanks with excess purified water from overflowing.

Pipes are also an important component of desalination systems because they need to resist sea water corrosion, high pressures and temperatures, UV alterations and wear due to solvents, oil, climate and time. Pipes are also subject to scale build-up from calcium and magnesium, pre-treatment chemicals, and chlorine. Leaching, where impurities leave the pipe and contaminate the water, is another potential issue.

Research into specialist materials is focused on finding advanced solutions that resist both corrosion and leaching. Pipes are regularly monitored for wear and tear to prevent unwanted failures and help plan capital spending.

Valves are essential components for water technologies



⁹ Water Technology: [Understanding reverse osmosis valve functionality](#), 2018

Key risks

Assumptions, opinions and estimates are provided for illustrative purposes only. There is no guarantee that any forecasts made will come to pass.

Foreword

Executive
summary

A drier world

Water tech
making a splashTapping the
opportunity

Desalination: existing plants and applications

Desalination plants tend to be located in high-income countries, small island nations or countries where there is no alternative to access fresh water. There are currently ~16,000 desalination plants globally, half of which are in the Middle East (mainly Saudi Arabia, Kuwait, the United Arab Emirates, Qatar, Bahrain and Israel), accounting for about 70% of worldwide capacity. Others are in North Africa (mainly Libya and Algeria), which uses about 6% of worldwide capacity, and in the US (California and parts of Florida).¹⁰

Desalinated seawater is not only produced for domestic/municipal use, but also for agricultural irrigation and processes that require very high-water quality, like that used in boilers to avoid scale build-up. Other examples include the manufacture of pharmaceuticals, semi-conductors and hard disk drives.

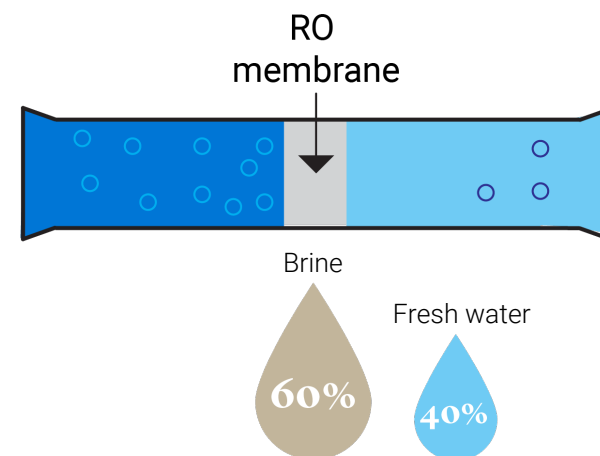
Future expansion of desalination

Desalination has two major drawbacks: energy intensity and leftover brine. While the former is being addressed by renewables, the latter is creating concerns around marine life and pollution in the food chain. Brine is a concentrated water mixture of salt and metal compounds that are separated from fresh water, and its discharge into the sea has negative consequences on the environment and marine ecosystems. A wide variety of metals can be found in brine. Recovery is still largely uneconomic, although technology is improving in an effort to monetise brine output.¹¹

The amount and quality of brine discharge depends on the type of desalination. For example, RO in the US generates a quarter as much brine as the thermal technologies used in the Middle East.

On average, a desalination plant using RO has a recovery ratio of 40%, which means an output of 40% water and 60% brine.¹² There is also a difference between brackish water, whose salinity level is between that of fresh and seawater, and seawater feed, as the latter contains more dissolved solids and results in higher energy costs.

Reverse osmosis recovery ratio



¹⁰ USGS: [Desalination](#), 2019

¹¹ Academic paper: [Metals Recovery from Seawater Desalination Brines: Technologies, Opportunities and Challenges](#), 2019

¹² Academic paper: [Sustainable brine management from the perspectives of water, energy and mineral recovery: A comprehensive review](#), 2021

Key risks

Assumptions, opinions and estimates are provided for illustrative purposes only. There is no guarantee that any forecasts made will come to pass.

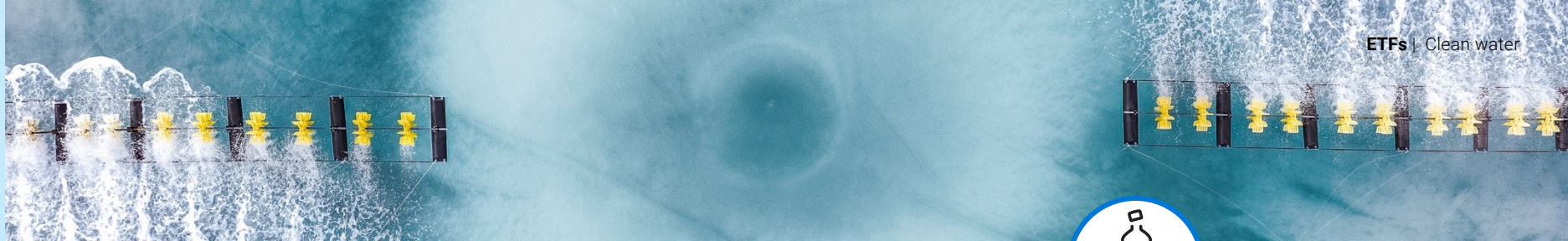
Foreword

Executive summary

A drier world

Water tech making a splash

Tapping the opportunity




Desalination: growth and outlook

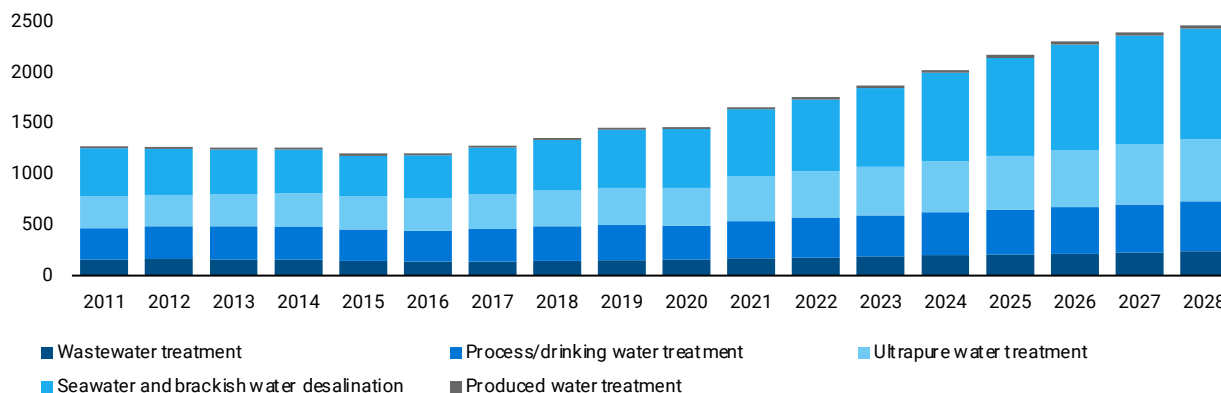
The seawater and brackish water desalination markets continue to grow. GWI expects capex to rise to \$9.4 billion in 2027 from just under \$6 billion in 2022, and opex to increase to \$13.4 billion from \$10.6 billion in 2022. Key markets are the Gulf Cooperation Council (GCC), including Saudi Arabia, the UAE, Kuwait and Qatar. Egypt is another growing market as it tries to reduce dependency on the Nile, and California and Texas for brackish and surface water desalination. Saudi Arabia is by far the market with the largest 2018-2027 capex.

The desalination market is expected to grow at about a 10% CAGR. ¹

Market size growth



Spending by application



¹ Source: GWI, Straits Research, Transparency Market Research, Precision Business Insights, Data Intelligence, 2023.

Key risks

Assumptions, opinions and estimates are provided for illustrative purposes only. There is no guarantee that any forecasts made will come to pass.

Rainwater harvesting

Rainwater harvesting offers several advantages:

- Significantly reduce water bills
- Reduce need for imported water
- Help utilities reduce peak demand in the summer months
- Serve as a backup for emergencies
- Reduce stormwater runoff (hence reduce contamination of water)
- Good source for plants because it is chlorine free
- Does not need to be treated like municipal water so reduces energy requirement to pump it
- Is not hard so there is no scale build-up

On the other hand, installation is relatively complex as it must account for different levels of rainfall and there is potentially the need to excavate to install a capture tank. Questions remain around the costs and incentives for installation before this technology can be scaled up.

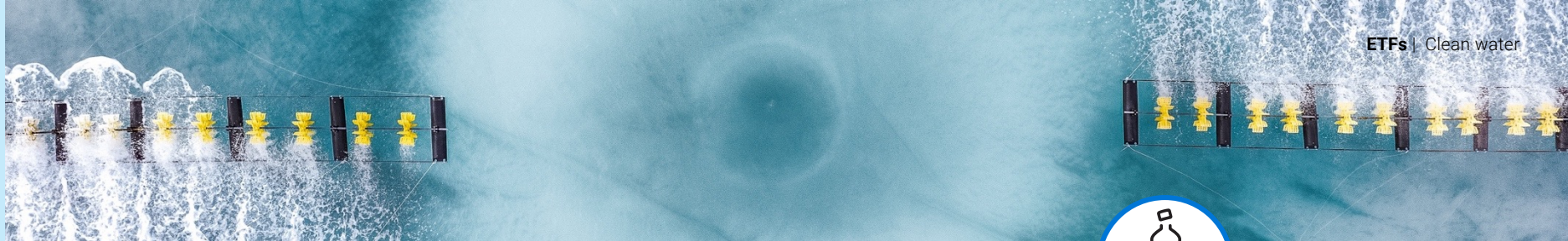
Foreword

Executive summary

A drier world

Water tech making a splash

Tapping the opportunity



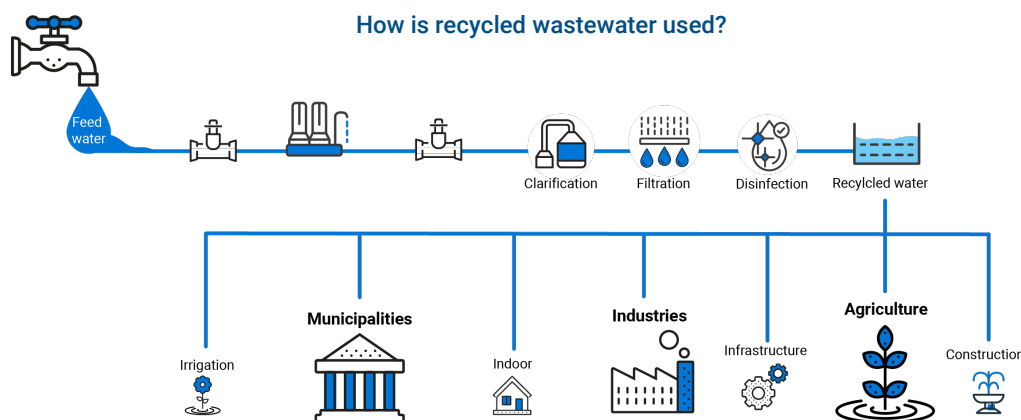
Improving water quality and increasing reuse: Water treatment technologies

Water treatment is the process of improving water quality. This most commonly becomes drinking water and industrial water, or it is safely returned to rivers, lakes and oceans.¹⁴

Wastewater treatment for reuse plays a central role as “part of the solution to water scarcity and pollution problems,” according to Jennifer Sara, Global Director of the World Bank’s Water Global Practice.¹⁵

The water used in municipal or industrial processes, or in replenishing environmental sources, must meet specific parameters. For instance, the Environmental Protection Agency in America has set legal limits on more than 90 different contaminants to ensure drinking water remains safe.¹⁶ Industrial facilities must also ensure that the quality of water is acceptable for fabricating, processing, washing, diluting, cooling or transporting a product.

The use of recycled wastewater, also known as grey water, for irrigation is becoming more common, especially in drought-prone and water-scarce regions. Proper treatment and monitoring are required to ensure water quality and avoid potential health risks.¹⁷



Do you know water?

- 
Green water
 Water stored in soil available for evapotranspiration by plants
- 
Blue water
 Rivers, lakes, wetlands, groundwater and water storage
- 
White water
 Glaciers, snow and ice
- 
Grey water
 Wastewater with contaminants, excluding human waste
- 
Black water
 Wastewater exposed to human defecation and other contaminants

¹⁴ SafetyCulture: [A Guide to Understand Water Treatment](#), 2024 ¹⁵ Idrica water technology: [Water Trends in water reuse for 2023: Water, from waste to resource](#), 2023 ¹⁶ Senorex: [Three Main Types of Water Quality Parameters Explained](#), 2024 ¹⁷ H2O Global News: [Innovative Water Technologies Solutions To Global Water Crisis](#), 2023

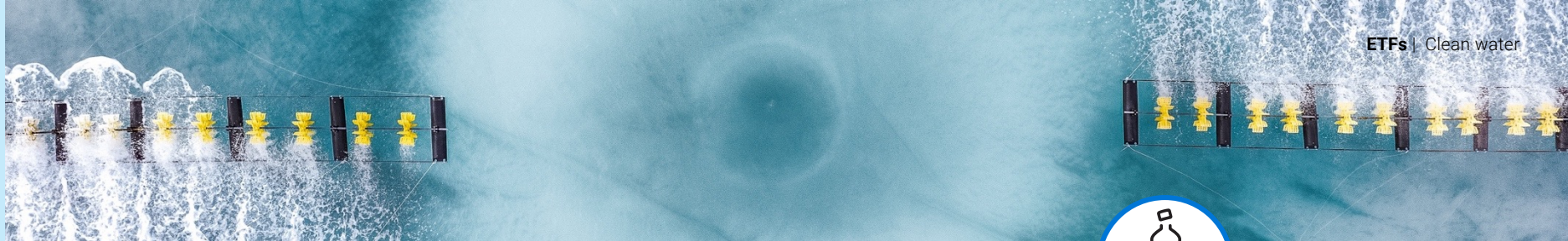
Key risks

Assumptions, opinions and estimates are provided for illustrative purposes only. There is no guarantee that any forecasts made will come to pass.

Foreword

Executive
summary

A drier world

Water tech
making a splashTapping the
opportunity

Water treatment technologies

The growing need for greater conservation and reuse of water worldwide has led to the development of innovative water treatment technologies. While this paper will focus on innovations in filtration membrane technologies, others commonly found in the market include:



Physical-chemical treatments

They focus primarily on the separation of suspended particles, which is mainly achieved through chemical additions used to treat water for suspended solid removal.



Biological treatment

Use of naturally occurring bacteria to treat organic contaminants in water. It is prevalent in the food and beverage and pulp and paper industries, both of which produce wastewater streams with high carbon or nitrogen content.



Adsorption

Adsorption of pollutants via a solid material (adsorbent). For example, advanced carbon utilises adsorption to primarily remove organic matter from water and wastewater streams.



Disinfection

Any processes in which microorganisms are destroyed or deactivated, resulting in the termination of their growth and reproduction. These processes are used as a final step in water reuse applications.



Dissolved solids removal

Technologies that remove dissolved salts, minerals and other materials from water. For example, ion exchange is used to remove unwanted dissolved ions in water and wastewater, a common pollutant in water.¹⁸

Have you heard of ultrapure water?

Ultrapure water is water that has been made as close as possible to pure H₂O. If humans were to only drink ultra-pure water, we would lose many important electrolytes and become unwell. Ultrapure water is used in the semiconductor and pharmaceutical industries, and work in the laboratory, where contamination via dissolved particles would prove problematic.¹⁹

Future growth is expected to be driven by the semiconductor industry, with 8% year-on-year growth predicted over the next decade, amid AI and data centre requirements increasing, and pharmaceutical industry expansion with the rising population.²⁰

¹⁸ [AtlasScientific: Ion Exchange In Water Treatment](#) ¹⁹ [ELGAVEolia: Ultrapure Water](#) ²⁰ [CDP: Water security needs to step into the limelight at COP28](#)

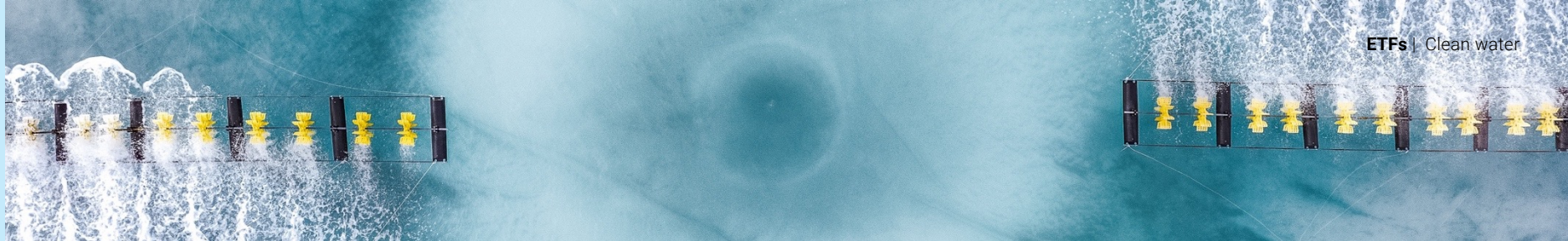
Foreword

Executive summary

A drier world

Water tech making a splash

Tapping the opportunity



Water treatment technologies in focus: membranes

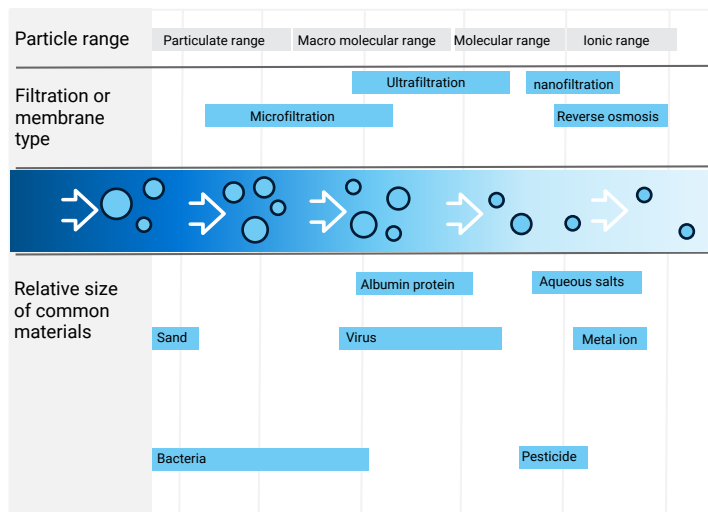
Among all the water reuse methods, membrane technologies are particularly notable.

Membrane technology includes a variety of liquid filtration and separation processes (from largest to smallest pore size): micro-filtration (MF), ultra-filtration (UF), nano-filtration (NF) and reverse osmosis (RO). Because it does not require a heat source, membrane separation tends to use far less energy than other similar processes.

Ultrafiltration and microfiltration remove bacteria and pathogens, while graphene-enabled adsorption targets emerging contaminants like antibiotics, drugs, “forever chemicals” called PFAS and heavy metals. Tightening wastewater discharge regulations in China and India, and stricter drinking water standards in the US, are driving growth.

As well as increasing demand, membrane growth is also driven by replacement demand because membranes face surface problems with scaling and fouling. Treatment solutions include antiscalants, cleaners, biocide control agents, membrane coagulants, chlorine scavengers and membrane preservatives (Kurita). Additionally, membranes themselves can become contaminated with bacteria, so filtered water might have to be treated.

Membrane separation technologies



²¹ Filtration+Separation: [10 current trends in filtration and separation](#), 2023

²² Straits Research: [Membrane Separation Technology Market](#), 2022

Key risks

Assumptions, opinions and estimates are provided for illustrative purposes only. There is no guarantee that any forecasts made will come to pass.

New materials such as graphene or biomimetic membranes that echo nature could drive the next wave of water technology innovation.


Apart from being even finer and more precise, membrane technology will also become increasingly digitalised. AI can be used to monitor and optimise filtration systems in real time.

Pressure, flow rates and other variables can be controlled to maximise filtration efficiency. AI enables the development of filtration systems that can better adapt to specific requirements.

Possibilities range from adapting to different particle sizes to considering the specific chemical properties of the substances to be filtered.²¹

The global membrane separation technology market size was valued at \$25.3 billion in 2022. It is expected to reach \$63.2 billion in 2030, growing at a CAGR of 12.1% during 2023-2031,²² driven by growing restrictions on untreated wastewater discharge and rising adoption in the food and beverage industry.

Market size growth



Foreword

Executive
summary

A drier world

Water tech
making a splashTapping the
opportunity

Improving water consumption efficiency: water management technologies

In addition to increasing the quantity and quality of usable water, it is critical that water use becomes more efficient. With enhanced monitoring and advanced modelling systems, water providers are increasingly turning to digital solutions to improve the resiliency and flexibility of water networks. This isn't just about conservation; utilities around the world are increasingly needing to implement solutions to reduce 'non-revenue water' (NRW), which is water lost in the system before reaching paying customers.

The first step in assuring a resilient water network is leak detection and rectification. Advanced acoustic sensors installed along piping can detect and report leaks in real time, providing operators with essential information to plan and respond to leaks before more serious issues arise. Given their ability to detect leaks across a long distance, over 300 feet of pipe per sensor, acoustic sensors have become an essential tool for managing efficient water distribution.

The data provided by sensors paints an important picture for water providers, but for a fully robust system a holistic view is required. Digital hydraulic models of entire water distribution networks provide operators with a rich set of information to plan, manage and react to events. There are broadly two types of digital models:

Offline model



Still the most common type, an offline model involves the prediction of network impacts based on historically observed data from sensors, flow monitors, or spill reports. Offline models are then calibrated based on real-world experience to provide a more accurate picture of the network over time.

Online model



Offering a much richer and more dynamic view of a water network, online models leverage real-time data from live sensors and monitors, often combined with weather, tidal, or other environmental data.

Online models are now leveraging AI and machine learning to provide alerts in advance of events taking place, enabling operators to act by diverting water or wastewater flows away from problem areas and make full use of infrastructure such as storm tanks or even latent capacity in the pipe network. In many cases, smart valves and pressure meters can react automatically to maintain balance in water systems and reduce water loss. Given the direct relationship between the over-pressurisation of pipes and increases in leakage, this type of monitoring is critical in reducing NRW loss for utilities managing ageing infrastructure.

It's not just issues of too much water which can be managed with digital solutions, as increasingly issues of too little water are also being addressed. Managing drought conditions effectively by scenario testing using detailed 'digital twins' is already proving vital as climate change impacts weather and rain patterns across the globe.

The global digital water solutions and services market is projected to grow at a CAGR of around 12.7% between 2023 and 2028, owing to solutions that save water efficiently and effectively.

Source: Global Digital Water Solutions and Services Market Research Report Feb 2023 <https://www.marknetadvisors.com/research-library/digital-water-solutions-and-services-market.html#~:text=The%20Global%20Digital%20Water%20Solutions%20and%20Services%20Market,such%20solutions%20to%20save%20water%20efficiently%20%26%20effectively.>

Key risks

Assumptions, opinions and estimates are provided for illustrative purposes only. There is no guarantee that any forecasts made will come to pass.

Foreword

Executive
summary

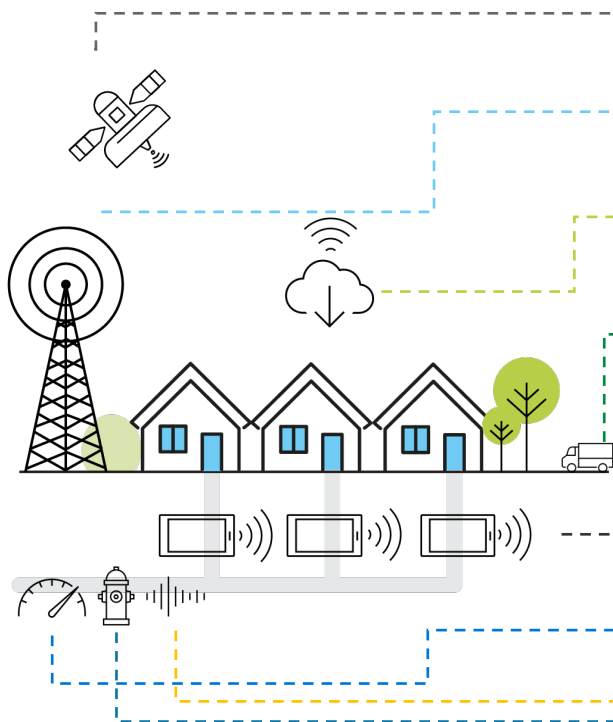
A drier world

Water tech
making a splashTapping the
opportunity

Managing leaks to avoid fresh water waste

Each technology performs a vital role in helping control leakage, whether its activity is finding leaks or managing pressure to reduce the risks of leaks and bursts in the first instance. Integrating these technologies could reduce non-revenue water to below 10%.

The leakage toolkit in action



Source: GWI, February 2024

Satellite

Photos taken by satellite can be used to find leaks by looking for new and abnormal patches of vegetation, and imagery can be examined for the spectral signatures of potable water in the soil

Telecommunications

Underground physical assets can be connected to telecoms so they can be installed permanently and transmit data remotely

Smart analytics

Platforms combine and analyse data from all these physical assets to produce actionable insights that help utilities operate the network as efficiently as possible

Conditional monitoring

Technologies are now available to inspect the state of pipes and determine the risk of leakage

Smart meters

Precisely monitor consumption and transmit data, so they can be read remotely

Acoustic logger

The most commonly used tool for active leak detection, they listen for noises in the pipe that may indicate leakage

Pressure sensor

Can sample the flow 128 times a second to identify pressure waves that may damage pipes

Pressure control

Advanced analytics services enable utilities to dynamically adjust control valves

Key risks

Assumptions, opinions and estimates are provided for illustrative purposes only. There is no guarantee that any forecasts made will come to pass.

Foreword

Executive
summary

A drier world

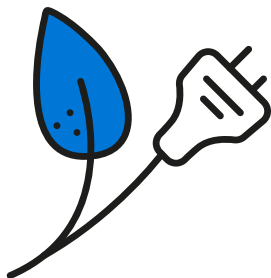
Water tech
making a splashTapping the
opportunity

The future of water infrastructure

With all the technologies referenced in this paper, what does a fully integrated and future-proof system really look like? Net zero, smart and self-sustaining.

Net zero

Powered by 100% renewable energy, many of the areas across the globe that are potentially most impacted by climate change and water scarcity are also those which have the potential for high levels of solar and wind power generation. By bringing together the latest efficiencies in renewables and technologies like high-efficiency RO for desalination, the opportunity exists to dramatically alter the landscape for water availability worldwide.




Source: Neom, 2023

Key risks

Assumptions, opinions and estimates are provided for illustrative purposes only. There is no guarantee that any forecasts made will come to pass.


Smart

Truly smart systems can target levels of efficiency and loss prevention that would be unimaginable historically. In many global cities, 30-60% of all water is lost due to old or faulty infrastructure. Smart systems being deployed today are targeting a loss rate of 3%, a step-change in efficiency.



Self-sustaining

By managing the full cycle of water usage, including recycling wastewater for reuse, it is possible to create closed systems that maximise overall efficiency. These networks will create additional valuable outputs: salts or other minerals from seawater such as sodium hydroxide and gypsum, or fertiliser or energy from biomass. Capturing the potential in these outputs can create additional value for a system and promote long-term self-sustainability.



Foreword

Executive
summary

A drier world

Water tech
making a splash

Tapping the
opportunity

Tapping the opportunity





Foreword

Executive summary

A drier world

Water tech making a splash

Tapping the opportunity



Water is a prerequisite for economic growth

This paper has showcased technologies that could increase water availability, improve water quality and boost efficiency. Given water’s importance in our everyday lives, the value of these technologies is obvious, but how should investors view the potential opportunities?

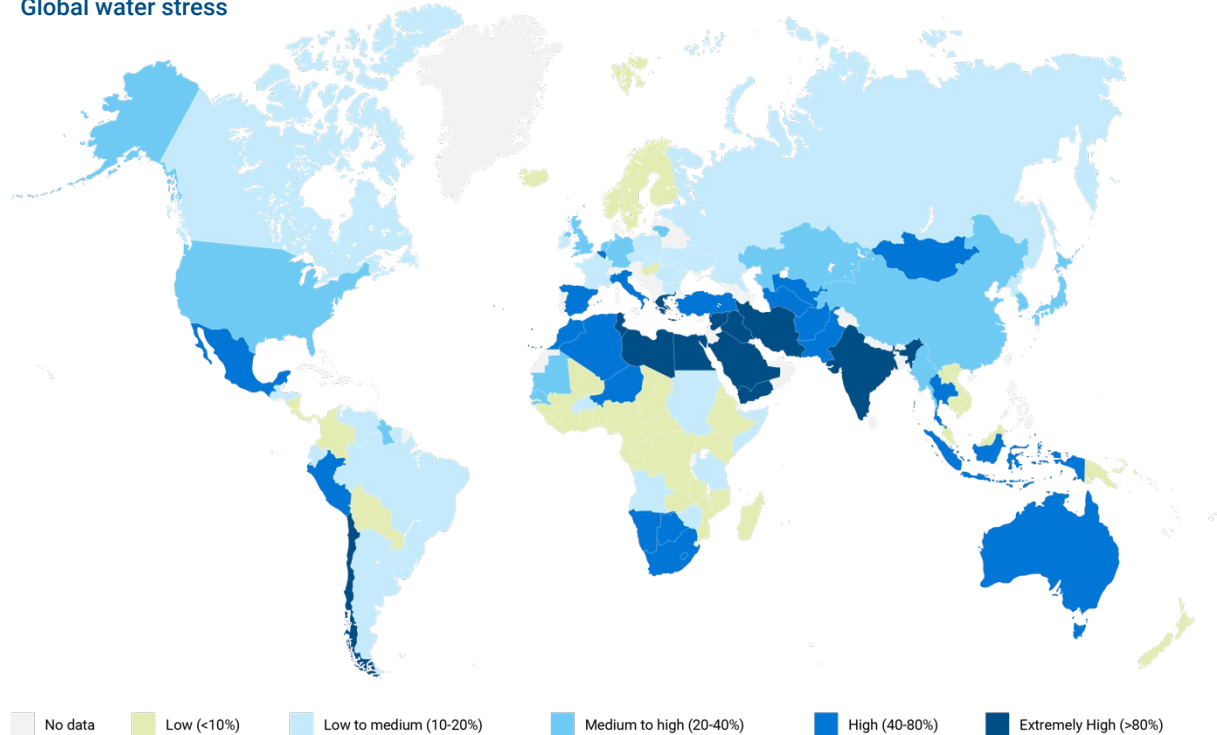
Economic growth is a thirsty business. A lack of access to clean water is both a humanitarian crisis, and a profound barrier to economic growth. So long the growth engine of the global economy, it is estimated that economic growth rates in emerging regions could fall by as much as 6% over the next 30 years due to a lack of clean water access.²³

Geopolitical risks across the Middle East (Tigris-Euphrates rivers), India and Pakistan (Indus River) and northeast Africa (Nile Basin) are driven by water scarcity.

Water and climate change are also inextricably linked, with rising temperatures exacerbating stress on existing water management systems. Ninety per cent of natural disasters are water related,²⁴ including floods, droughts and storms, making further investment in the sustainable management of water resources a key mitigant in reducing the impact of climate change.

Based on WRT modelling, 33 countries face extremely high water stress by 2040.²⁵

Global water stress



²³ The World Bank: [Water overview](#), 2024 ²⁴ World Economic Forum: [Liquid asset: why we won't solve the climate crisis without fixing water](#), 2023. ²⁵ [World resources institute](#).

Key risks

Assumptions, opinions and estimates are provided for illustrative purposes only. There is no guarantee that any forecasts made will come to pass.

Foreword

Executive summary

A drier world

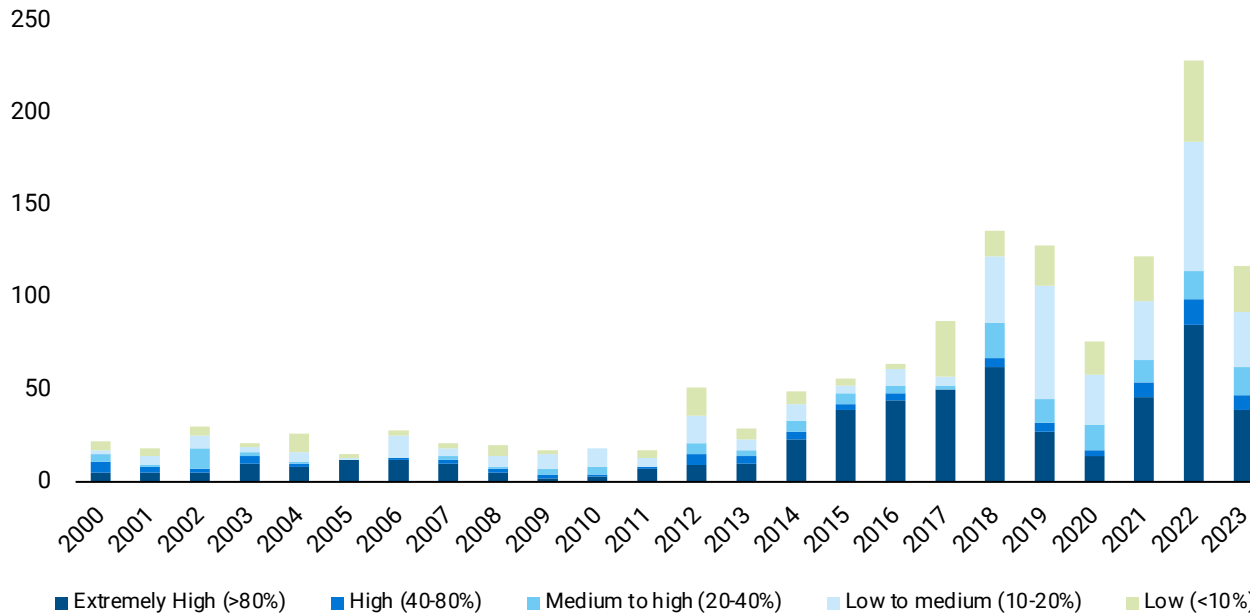
Water tech making a splash

Tapping the opportunity



Disputes over the control of water resources are on the rise

Global water conflicts



Data is on Worldwater.org 2023-117 conflicts, 2022- 228 conflicts, 2021-112 conflicts

²⁵ World Resources Institute: [Ranking the World's Most Water-Stressed Countries in 2040](#), 2015 ²⁶ CME Group: [Nasdaq Veles California Water Index](#), 2024

Key risks

Assumptions, opinions and estimates are provided for illustrative purposes only. There is no guarantee that any forecasts made will come to pass.

Did you know?

Given the importance of water as a key input for a variety of industries, it should be no surprise that industrial users and investors are keen to directly hedge the price of water.

This is now possible with the launch of the Nasdaq Veles California Water Index Futures on the CME in 2020. Representing the largest single market in the US for water, California, the futures enable market participants to access the price of the commodity itself.

Water futures are historically not very liquid and will need to gain further traction before we see water entering such broad commodity indices as the Bloomberg Commodity Index (BCOM).²⁶



Foreword

Executive summary

A drier world

Water tech making a splash

Tapping the opportunity

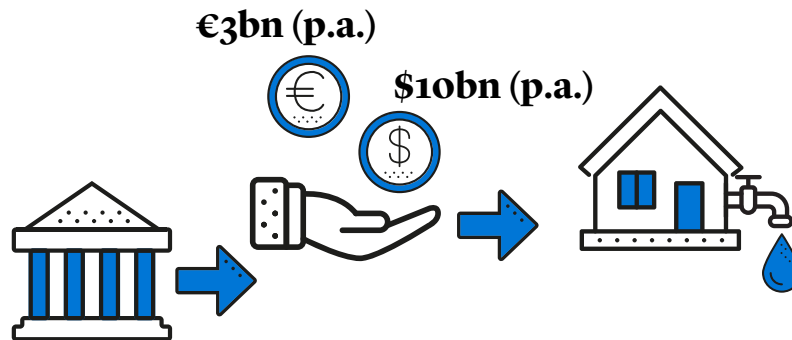



International organisations are raising awareness of water challenges

Given the mounting crisis, it is no surprise that the public and political focus on water is increasing. The UN Water Conference in March of 2023 was the first UN water conference in almost 50 years, and signed up over 750 voluntary commitments, pledges and actions from public, intergovernmental, private, and civil actors to Water Action Agenda. The United Nations' SGD6 goal (Created in 2015) focuses on water and sanitation.²⁷

Europe and North America have well-established regulations on water and wastewater. China and India, meanwhile, are catching up with regulations to remove micropollutants from drinking water and prevent environmental damage from untreated sludge.

750 commitments



Bulk investments are reforming the water industry

On average, the European Investment Bank finances €3 billion of water infrastructure projects every year, although about 30% of those are outside the European Union,²⁸ including in some of the world's poorest, drought-stricken countries in Africa, Asia, Latin America and the Middle East.

In the US, the Bipartisan Infrastructure Law is delivering more than \$50 billion to the Environmental Protection Agency (EPA) through to 2026 (~\$10 billion p.a.) to improve drinking water, wastewater and stormwater infrastructure - the single largest investment in water that the federal government has ever made.

²⁷ McKinsey: [COP28: Food and water](#), 2023 ²⁸ European Investment Bank: [Maximising scarce resources: EIB updates its water sector policy](#), 2023

Key risks

Assumptions, opinions and estimates are provided for illustrative purposes only. There is no guarantee that any forecasts made will come to pass.



Foreword

Executive summary

A drier world

Water tech making a splash

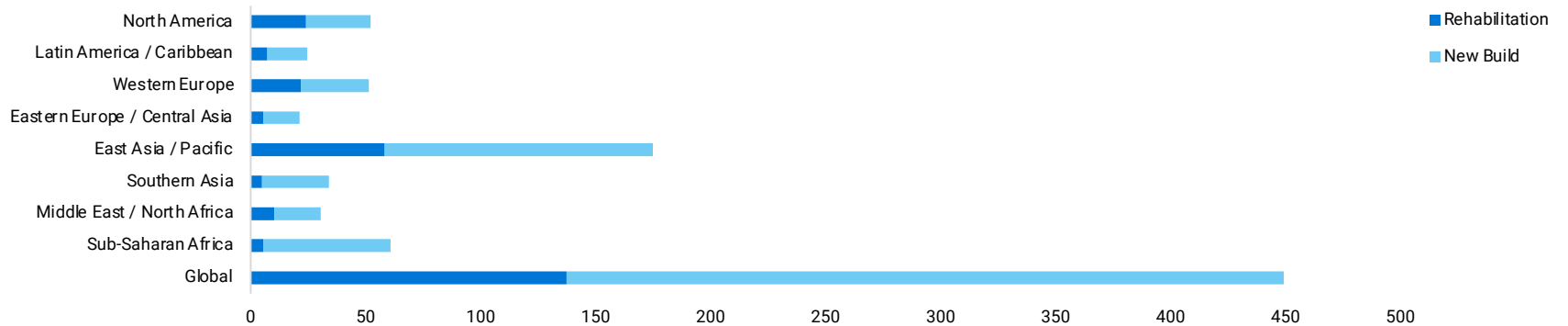
Tapping the opportunity



On the utilities side, water efficiency and water treatment will be under the spotlight going forward

The European market can be considered quite mature, on the back of the goals set by UK regulator Ofwat and EU standards on water quality. Utilities are already adopting digital solutions to improve distribution networks and model water flows. The North American market is going through a levelling-up agenda that aims to bridge the gap between well-funded organisations and smaller local utilities. Latin America presents opportunities for digital technologies due to regulatory targets around scarcity and net water loss. The Middle East and Africa can benefit from the establishment of desalination technologies and the expansion of water infrastructure. In East Asia and the Pacific, China, Australia, Singapore and South Korea are experiencing growth in digital technologies around water conservation and smart metering.

Global and regional water investment requirements to 2030



On the technology side, fluid handling and wastewater management are key areas of growth, in our view

The water tech market is projected to grow by 32% from 2022 to 2028, with the majority of total expenditure by technology concentrated in fluid-handling equipment such as pipes, pumps and valves. The areas with the fastest expected rates of growth in the next ~5 years are biological treatment (27% growth by 2028) and physical/chemical treatment (28% growth by 2028), supported by demand for nutrient removal and advanced treatments such as reverse osmosis. The shift towards a circular economy is creating momentum in sludge treatment, which is expected to grow 50% by 2028.²⁹

Municipal and industrial buildout in the Middle East is creating opportunities within desalination, energy and municipal wastewater. Growth areas in the region are aerobic treatment, oil-water separation and RO, along with the required pumps and valves. India is also a growing market. East Asia, Europe and North America are the areas with the highest technology expenditure.

²⁹ Source: GWI, December 2023

Key risks

Assumptions, opinions and estimates are provided for illustrative purposes only. There is no guarantee that any forecasts made will come to pass.

Foreword

Executive
summary

A drier world

Water tech
making a splash

Tapping the
opportunity



Innovative water technologies, supported by key components, are shaping the future of the clean water industry.

Against a backdrop of worsening global water scarcity, this is leading to growth across the water value chain, creating potential opportunities for investors.

Contact us

For any questions on this report, please contact your usual LGIM representative or email fundsales@lgim.com. All calls are recorded. Call charges will vary.



+44 345 070 8684



fundsales@lgim.com



lgim.com/uk-etf



ETF Investment Strategies

Aanand Venkatramanan
Michael Stewart
Aude Martin
Tobias Merfeld
Elisa Piscopiello
Karan Bhanot
Ali Sabri
Shichen Zhao



Key risks

Past performance is not a guide to the future. The value of an investment and any income taken from it is not guaranteed and can go down as well as up, you may not get back the amount you originally invested. Assumptions, opinions and estimates are provided for illustrative purposes only. There is no guarantee that any forecasts made will come to pass.

Important information

The information in this document is for professional investors and their advisers only. This document is for information purposes only and we are not soliciting any action based on it. The information in this document is not an offer or recommendation to buy or sell securities or pursue a particular investment strategy and it does not constitute investment, legal or tax advice. Any investment decisions taken by you should be based on your own analysis and judgment (and/or that of your professional advisors) and not in reliance on us or the Information.

A summary in English of investor rights associated with an investment in the fund is available from www.lgim.com/investor_rights.

The risks associated with each fund or investment strategy are set out in the key investor information document and prospectus or investment management agreement (as applicable). These documents should be reviewed before making any investment decisions. A copy of the English version of the prospectus and the key investor information document for each fund is available at www.lgim.com and may also be obtained from your Client Relationship Manager. Where required under national rules, the key investor information document will also be available in the local language of the relevant EEA Member State.

A decision may be taken at any time to terminate the arrangements made for the marketing of the fund in any EEA Member State in which it is currently marketed. In such circumstances, shareholders in the affected EEA Member State will be notified of this decision and will be provided with the opportunity to redeem their shareholding in the fund free of any charges or deductions for at least 30 working days from the date of such notification.

Information on sustainability-related aspects on the funds is available on <https://fundcentres.lgim.com/>. The decision to invest in the funds should take into account all the characteristics or objectives of the fund as described in its prospectus and in the key investor information document relating to the fund.

This document has been prepared by Legal & General Investment Management Limited and/or their affiliates ('Legal & General', 'we' or 'us'). The information in this document is the property and/or confidential information of Legal & General and may not be reproduced in whole or in part or distributed or disclosed by you to any other person without the prior written consent of Legal & General. Not for distribution to any person resident in any jurisdiction where such distribution would be contrary to local law or regulation.

No party shall have any right of action against Legal & General in relation to the accuracy or completeness of the information in this document. The information and views expressed in this document are believed to be accurate and complete as at the date of publication, but they should not be relied upon and may be subject to change without notice. We are under no obligation to update or amend the information in this document. Where this document contains third party data, we cannot guarantee the accuracy, completeness or reliability of such data and we accept no responsibility or liability whatsoever in respect of such data.

This financial promotion is issued by Legal & General Investment Management Limited. Registered in England and Wales No. 02091894. Registered Office: One Coleman Street, London, EC2R 5AA. Authorised and regulated by the Financial Conduct Authority, No. 119272.

In the European Economic Area, this document is issued by LGIM Managers (Europe) Limited, authorised and regulated by the Central Bank of Ireland as a UCITS management company (pursuant to European Communities (Undertakings for Collective Investment in Transferable Securities) Regulations, 2011 (as amended) and as an alternative investment fund manager (pursuant to the European Union (Alternative Investment Fund Managers) Regulations 2013 (as amended)). LGIM Managers (Europe) Limited's registered office is at 70 Sir John Rogerson's Quay, Dublin, 2, Ireland and it is registered with the Irish Companies Registration Office under company no. 609677.

For investors in Switzerland only: This information provided herein does not constitute an offer of the Funds in Switzerland pursuant to the Swiss Federal Law on Financial Services ("FinSA") and its implementing ordinance. This is solely an advertisement pursuant to FinSA and its implementing ordinance for the Funds. (For all collective investment schemes with the exception of the Legal & General UCITS ETF PLC): Swiss Representative: Acolin Fund Services AG, Leutschenbachstraße 50, 8050 Zurich, Switzerland. Swiss Paying Agent: NPB Neue Privat Bank AG, Limmatquai 1/am Bellevue, PO Box, 8024 Zurich, Switzerland. (For the Legal & General UCITS ETF PLC): Swiss Representative and Paying Agent: State Street Bank International GmbH Munich, Zurich Branch Beethovenstraße 19, 8007 Zurich, Switzerland. Availability of Documents: The prospectus, Key Information Documents (KIDs), the instruments of incorporation, annual report and subsequent semi-annual report and additional relevant documentation of the above-mentioned collective investment schemes are available free of charge from the Swiss representative and from Legal & General Investment Management Limited, One Coleman Street, London, EC2R 5AA, GB.

LGIM Managers (Europe) Limited operates a branch network in the European Economic Area, which is subject to supervision by the Central Bank of Ireland. In Italy, the branch office of LGIM Managers (Europe) Limited is subject to limited supervision by the Commissione Nazionale per le società e la Borsa ("CONSOB") and is registered with Banca d'Italia (no. 23978.0) with registered office at Piazza della Repubblica 3, 20121 - Milano (Companies' Register no. MI - 2557936). In Sweden, the branch office of LGIM Managers (Europe) Limited is subject to limited supervision by the Swedish Financial Supervisory Authority ("SFS"). In Germany, the branch office of LGIM Managers (Europe) Limited is subject to limited supervision by the German Federal Financial Supervisory Authority ("BaFin"). In the Netherlands, the branch office of LGIM Managers (Europe) Limited is subject to limited supervision by the Dutch Authority for the Financial Markets ("AFM") and it is included in the register held by the AFM and registered with the trade register of the Chamber of Commerce under number 74481231. Details about the full extent of our relevant authorisations and permissions are available from us upon request.

